

Gas-tight hinged door EI30 | EI60

BSL-3

BSL-4

The frame made of ground stainless steel can be produced within the certified dimensions adapted to the installation situation. The door leaf is also made of ground stainless steel. The hinged door either opens to the right or left and is therefore suitable for all room constellations. The tightness of the door system is achieved by means of a mechanically pressed seal.

The door system meets the requirements of tightness up to biosafety level 4 according to Canadian biosafety guidelines. Please note the doors in the escape route: Due to the special actuation resulting from the design of the interlock for the necessary tightness, an approval in individual cases is mandatory, as this deviates from the approved escape route system.

Dimensions

Clear frame width (=A)	700 - 1200 mm
Frame outer dimension	closed frame: A + 180 mm corner frame: A + 280 mm
Clear inner width	A - 20 mm (lever handle projection at 90° opening angle: 115 mm)
Clear frame height	2000 - 2400 mm
Wall thickness (=B)	150 - 350 mm
Door leaf width	A + 32 mm

Frame

Material	ground stainless steel (Mat. no. 1.4301)
Frame type	closed frame for system wall or plasterboard wall corner frame for masonry or concrete wall
Floor threshold	flat drive-over threshold: 7 mm (with floor recess) high threshold: min. 20 mm (with or without floor recess)

Door leaf

Construction	sandwich construction approx. 63 mm
Surface	ground stainless steel (Mat. no. 1.4301)
Weight	max. 300 kg
Door hinges	5 x two-dimensional adjustable stainless steel door hinges
Door handles	lever handles on both sides, central locking lever with 5-fold lock

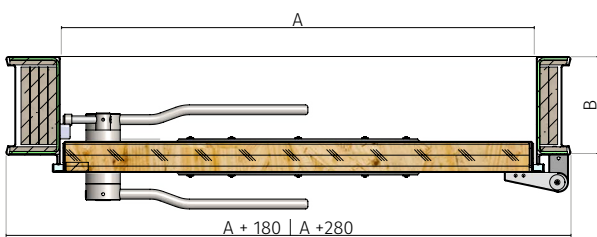
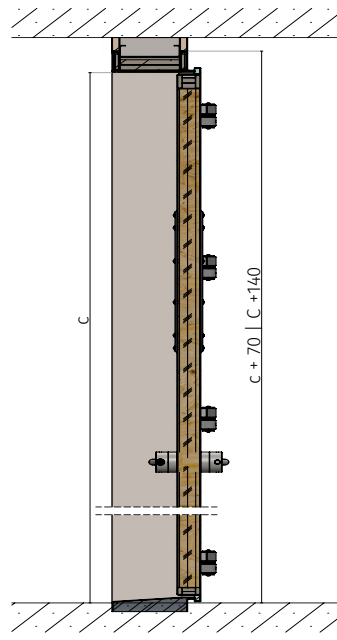
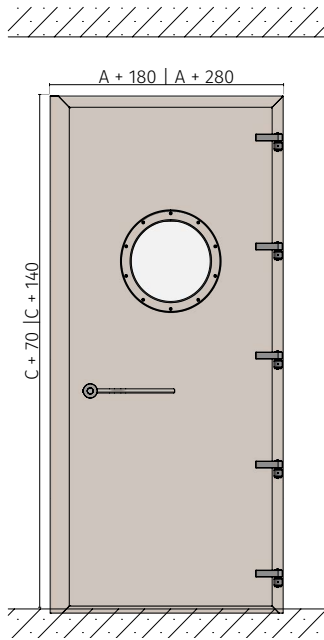
Fire protection classification

Tested according to:	DIN EN 1634-1 fire resistance, EI30 EI60
----------------------	--

Special fittings

Locking system	bolt locking in the door frame
Signals	"locking status" feedback contact "door status" feedback contact (up to three independent door status messages possible)
Inspection window	fireproof glazing red light filter for animal husbandry 100% darkening
Control components	request button emergency open red-green LED display (as wall-mounted or wall-recessed variant next to the door)
Data transfer	separate terminal box for transfer of control signals up to 5 m away from the door
Material	ground stainless steel (Mat. no. 1.4404)

Gas-tight hinged door EI30 | EI60



low threshold

high threshold

